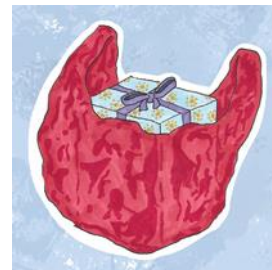


## The red plastic bag



When we describe an object using colour and material adjectives, first we put the **colour**, then the **material**, then the **object**. For example:

It's a **red** plastic **bag**.

1    2    3

Use words from the boxes to describe the objects in the pictures.

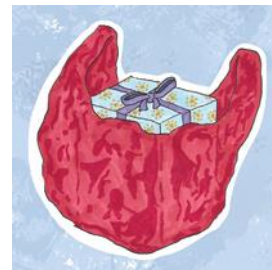
1 colour	2 material	3 object
<b>brown</b>	glass	cup
<del>black</del>	plastic	chair
<b>red</b>	denim	coat
<b>green</b>	wool	bag
<b>blue</b>	paper	<del>vase</del>
<b>orange</b>	metal	jeans




*This project is part funded by the EU Asylum,  
Migration and Integration Fund.  
Making management of migration flows more efficient across the European Union.*



# The red plastic bag



a. It's a black glass vase.



b. She's wearing .....



c. She's wearing a .....



d. It's a .....



e. It's a .....



f. It's an .....

Now work with a partner. Look around the room, or at pictures on your phone. Describe some of the objects you can see using colour and material adjectives. Then write some sentences about them.



**This project is part funded by the EU Asylum, Migration and Integration Fund.**  
*Making management of migration flows more efficient across the European Union.*




# The red plastic bag



## Answers



a. It's a black glass vase.



b. She's wearing blue denim jeans.



c. She's wearing a red wool coat.



d. It's a brown paper bag.



e. It's a green metal chair.



f. It's an orange plastic cup.



**This project is part funded by the EU Asylum,  
Migration and Integration Fund.**  
*Making management of migration flows more efficient across the European Union.*